

IMPORTANT SAFEGUARDS

WARNING, CAUTIONS AND OPERATING INSTRUCTIONS

Please find a qualified electrician for installation. Please read the instructions before you install and use the luminaire.

- To minimize the risk of death, personal injury, or property damage due to fire, electric shock, falling parts, cuts/abrasions, and other hazards, thoroughly read all warnings and instructions provided with the fixture, on the box and labels.
- Prior to installation, servicing, or conducting routine maintenance of this luminaire, adhere to the general safety precautions.
- If you have any uncertainties about installing or maintaining the luminaires, seek advice from a qualified, licensed electrician and refer to your local electrical code.
- To avoid damage or abrasion to wiring, ensure it is not exposed to the edges of sheet metal or any sharp objects.
- Refrain from creating or altering any open holes in the wiring enclosure or electrical components during the installation of the kit.
- Avoid covering any part of the fixture as this may lead to overheating.

WARNING: RISK OF FIRE OR ELECTRICAL SHOCK

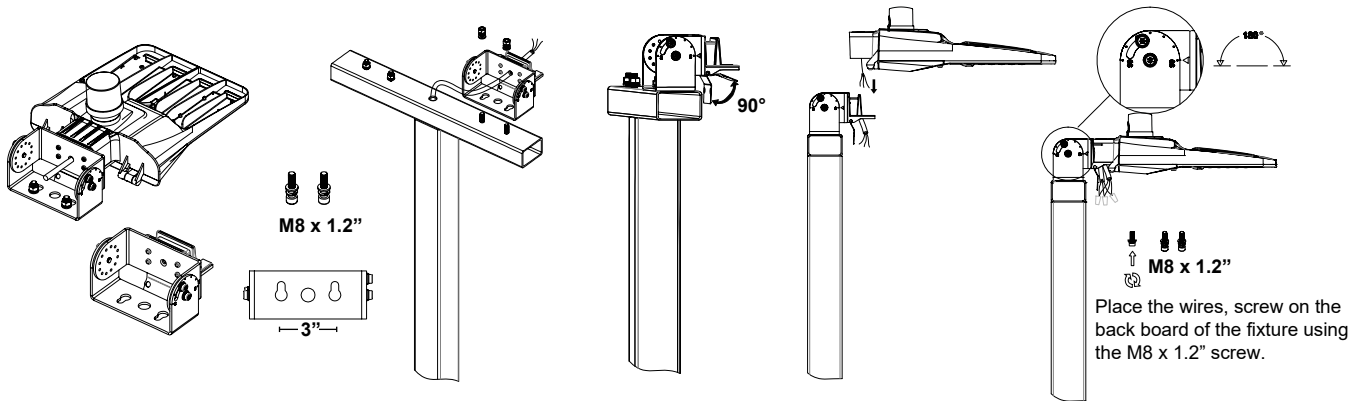
- Ensure that the power is switched off at the fuse or circuit breaker box before wiring the fixture to the power supply.
- Always deactivate the power before conducting any maintenance
- Confirm that the supply voltage aligns with the specifications on the luminaire label.
- Establish all electrical and grounding connections in compliance with the National Electrical Code and relevant local code requirements.
- Cap all wiring connections using UL-approved wire connectors.

CAUTION: RISK OF INJURY

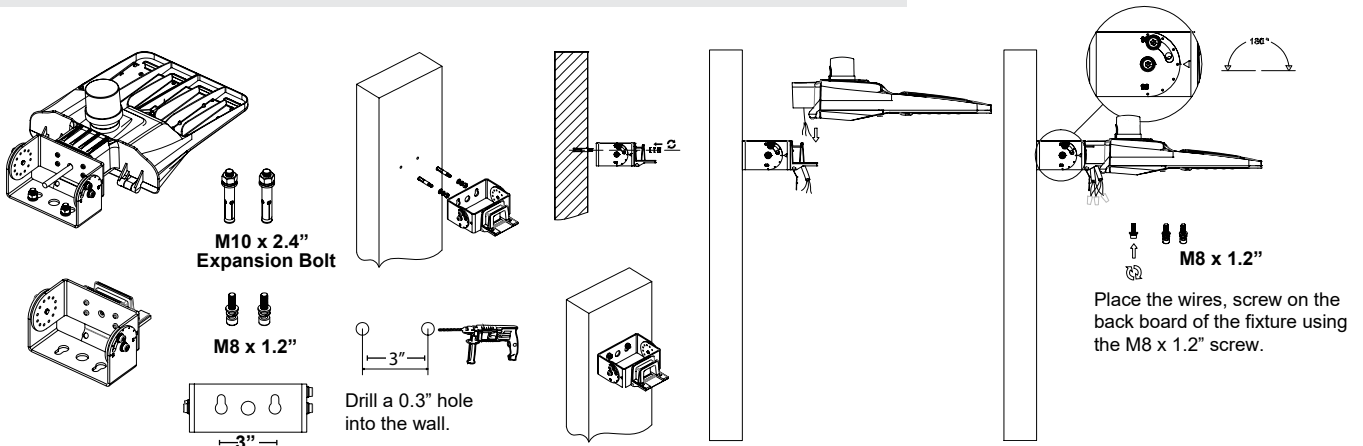
- Refrain from looking directly at the light source when it is illuminated.
- Safely dispose of small parts and packing materials, as they could pose hazards to children.
- Rated for wet locations - IP65.

! WARNING: DISCONNECT POWER BEFORE INSTALLING OR SERVICING.

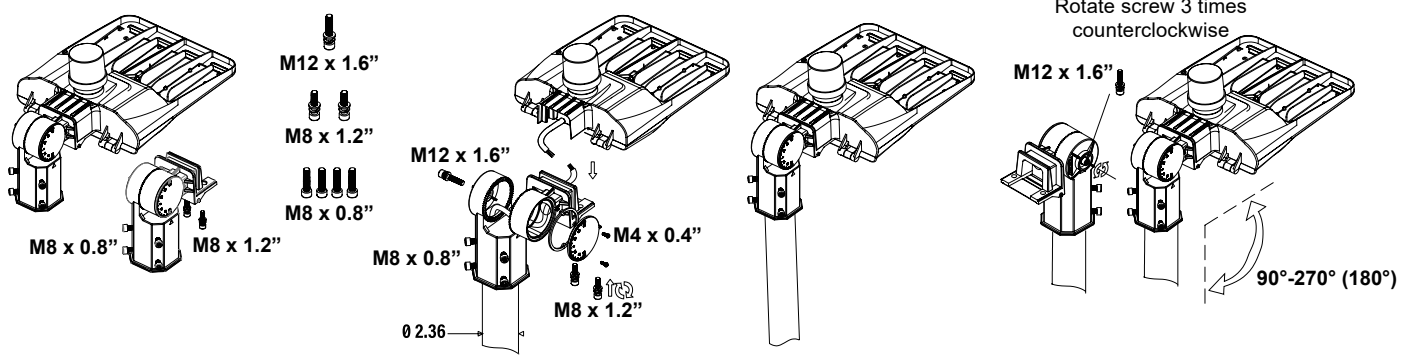
TRUNNION MOUNTING (POLE)



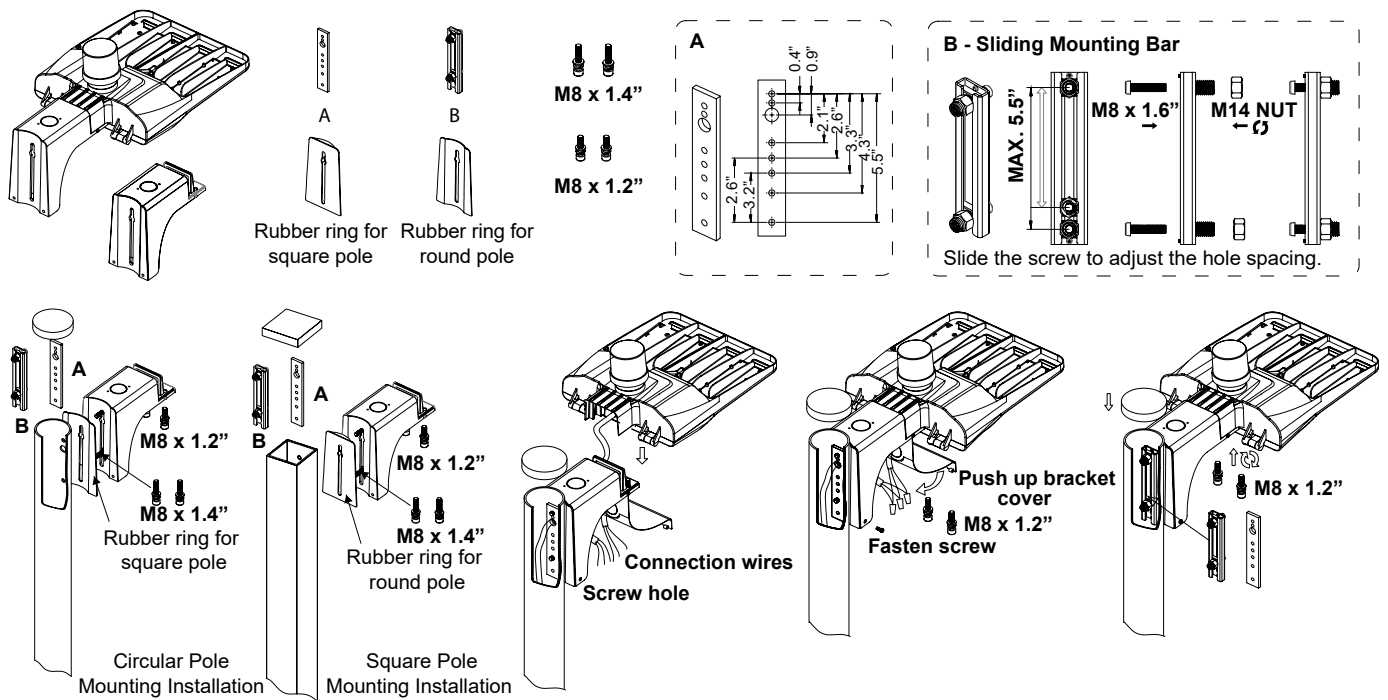
TRUNNION MOUNTING (WALL)



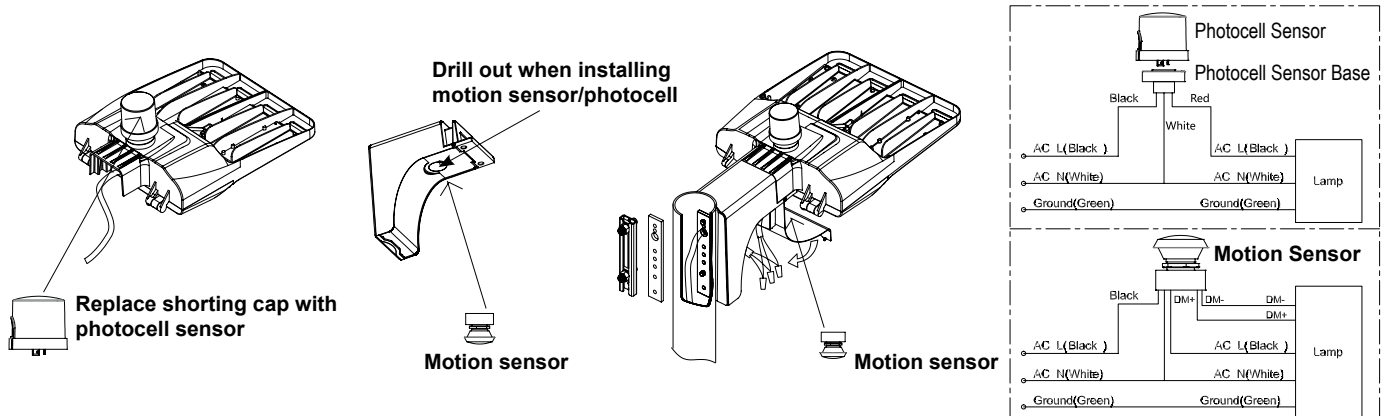
SLIP FITTER MOUNTING



POLE MOUNTING





SENSOR INSTALLATION FOR POLE BRACKET



POWER SELECTABLE

75 W-100 W-150 W



200 W-240 W-300 W

